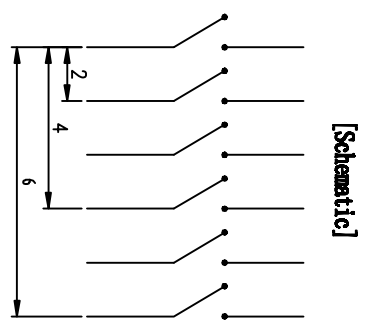
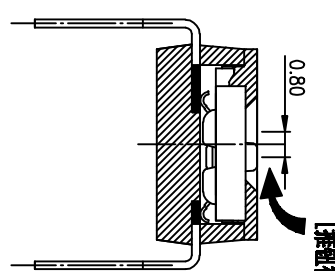


RECOMMENDED P.C.B. LAYOUT (TOP VIEW)



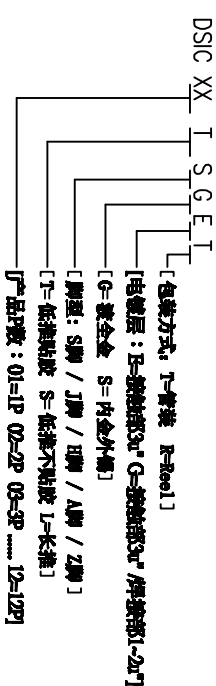
[Schematic]



[推壓行程]

- NOTES :
- 1> Specification:
 - 1> Operating force: 1000gf Max
 - 2> Operating Temperature: -40° to +85°
 - 3> Storage Temperature: -40° to +85°
 - 4> Mechanical Life: 3000cycles minimum
 - 5> Electrical Life: 2000cycles 25mA 24VDC
 2. PLATING:
 - GOLD FLASH 1u"(min.) SOLDER TAIL,
 - 3u" GOLD PLATING ON THE CONTACT AREA,
 - WITH 50u" NICKEL UNDERPLATING OVERALL.

3. PART NUMBER DESCRIPTION



Number	Part Name	Material	Finished
①	Actuator	UL94 V0	White
②	Cover	UL94 V0	Black
③	Movable	Copper Alloy	3u"Gold
④	Terminal	Brass	1u"Gold
⑤	Base	UL94 V0	Black
⑥	Terminal Contact	Brass	3u"Gold

TOLERANCE UNLESS OTHERWISE SPECIFIED	INSPECTION COPY
LINER	PROJECTION
0 ± 0.25	0. ± 2'
.00 ± 0.15	.0 ± 1'
.000± 0.10	.00± 0.5'

DESIGN	DRAWING	CHECK	APPRO.
2012/04/12	kathy		

FILE NO.	UNIT SCALE	SHEET	REV.
DISC06SHGET-A			

SIZE	UNIT	SCALE	SHEET	REV.
A4	mm	2 : 1	1 OF 1	A